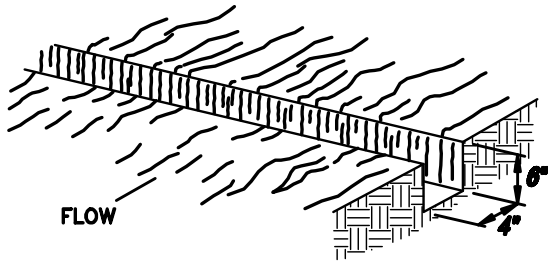
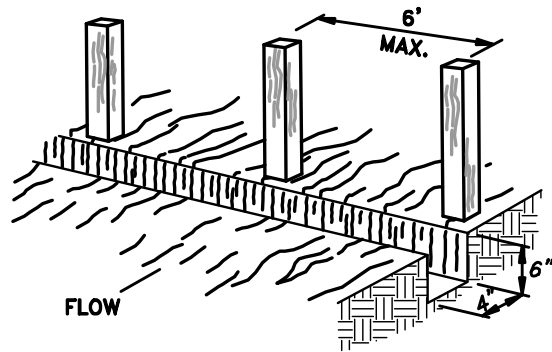



1. EXCAVATE A 6"x4" TRENCH



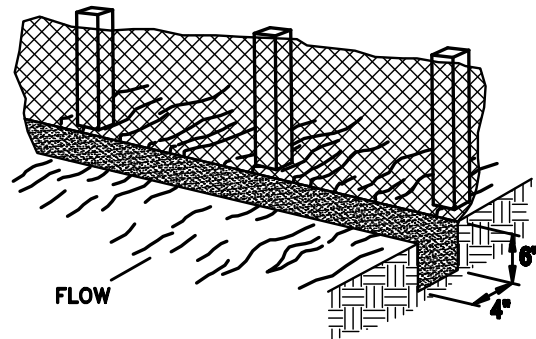
2. SET THE STAKES ALONG THE DOWN SLOPE SIDE OF THE TRENCH.



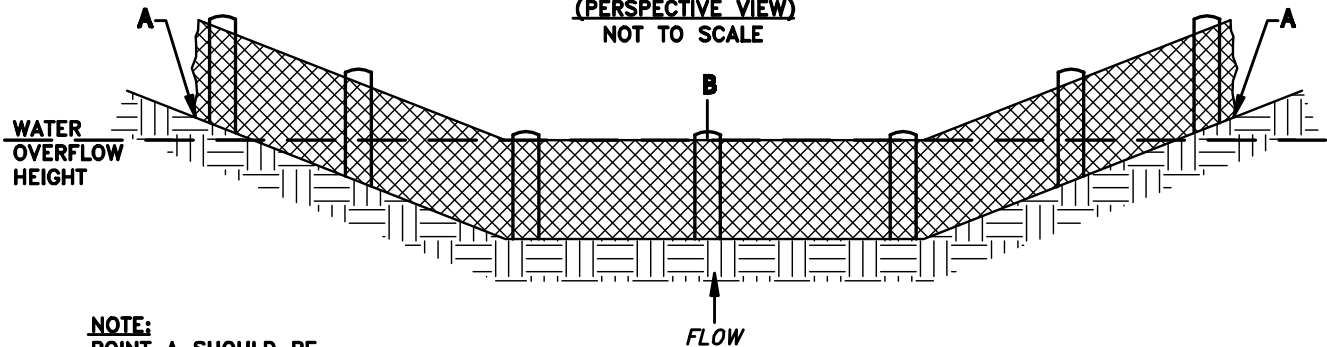
3. STAPLE GEOTEXTILE MATERIAL TO STAKES AND EXTEND IT INTO AND AROUND THE BOTTOM OF THE TRENCH.



4. BACK FILL AND COMPACT THE EXCAVATED SOIL OVER THE GEOTEXTILE IN THE TRENCH.



**SHEET FLOW INSTALLATION  
(PERSPECTIVE VIEW)  
NOT TO SCALE**



**NOTE:**  
POINT A SHOULD BE  
HIGHER THAN POINT B.

**DRAINAGE WAY INSTALLATION  
(FRONT ELEVATION)  
NOT TO SCALE**

Approved	9/03/2008 Date
Revisions	



**SILT FENCE**

**ESC-9a**